

Strainer

AT 4009A

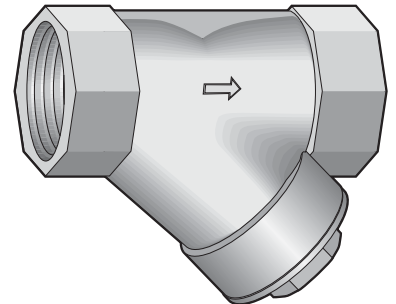
Dimension range G 1/2 - G 2	PN 40	Temperature range -30°C to +240°C	Material Stainless steel
---------------------------------------	-----------------	---	------------------------------------

Range of application

Strainer for brine cooling systems, acids, saline solutions, solvents and alcohols, petroleum products and media according to SSG 1650.

PMB.221 Strainer

Strainer AT 4009A, G ..., body of stainless steel with an internal thread, PN 40, and a mesh width of 1,0 mm.



AT 4009A

Quality assurance

Testing is carried out according to SS-ISO 5208.

Certificate SS-EN 10204, 2.2, has to be specified upon ordering.

CE-marking

The strainer meets the requirements in AFS 2016:1 §8.

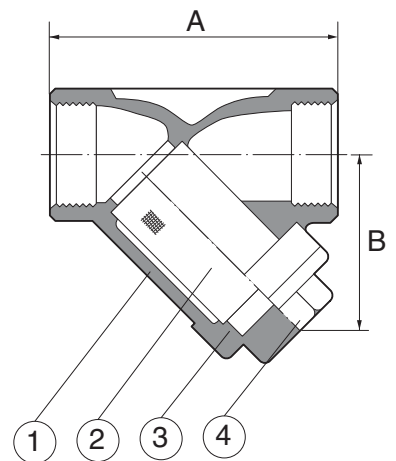
Material specification

1	Body	Stainless steel	CF8M
2	Strainer basket	Stainless steel	316SS
3	Gasket	PTFE	
4	Plug	Stainless steel	CF8M

Dimension and weight

Connection	15	20	25	32	40	50
A	65	80	90	105	120	140
B	40	45	55	65	70	85
Strainer insert Dy x H	19x2	24,2x39,5	32,5x48	36x52,5	44x6	54x7
Weight	0,22	0,35	0,66	0,77	1,15	1,76

Dimension in mm, weight in kg.

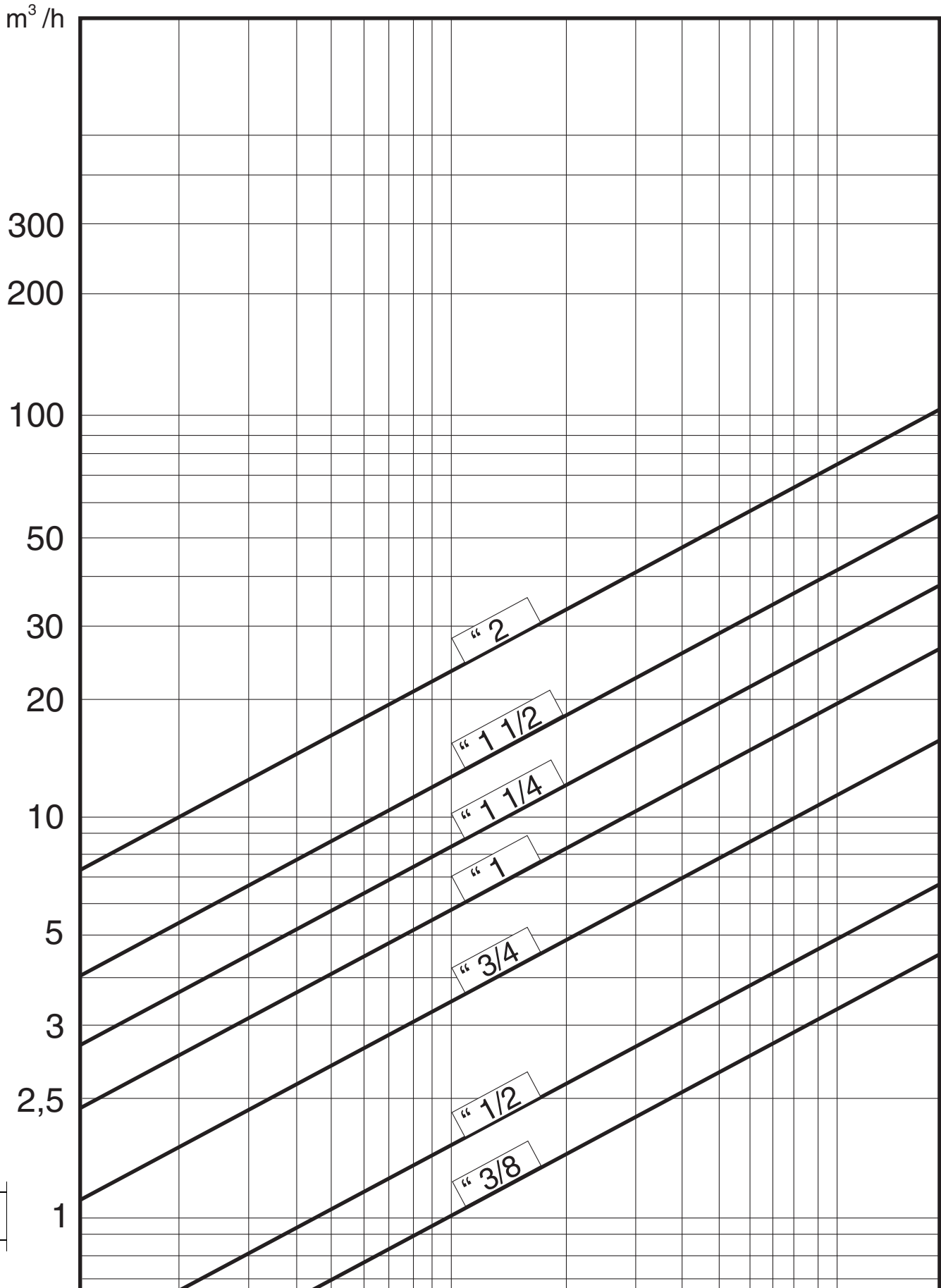


Technical information

Pressure and temperature	
Max pressure	at temperature
16 bar	120 °C
10 bar	180 °C

DN	15	20	25	32	40	50	65	80	100	125	150	200	250	300	350	400
Kvs	5,7	10	16	27	47	65	87	108	217	308	437	790	1061	1250	1800	2200

Pressure drop chart



Accessories and options

Strainer basket AT 4009AF. Varying mesh sizes are available on request.

Installation

For the best function and easy cleaning, the strainer basket should be mounted in a horizontal pipe with the plug downwards and the flow direction according to the flow arrow.

Marking

Manufacturer, DN, PN (psi), material and flow arrow.

How to order

Exempel: AT 4009A50

Connection	AT-no	RSK-no
G 1/2	4009A15	506 35 58
G 3/4	4009A20	506 35 59
G 1	4009A25	506 35 60
G 1 1/4	4009A32	
G 1 1/2	4009A40	506 35 61
G 2	4009A50	506 35 62